

Ficha de trabalho

Matemática para a Vida

Curso EFA B1

2019/2020

Curso de Educação e Formação de Adultos



Agrupamento de Escolas de Aveiro



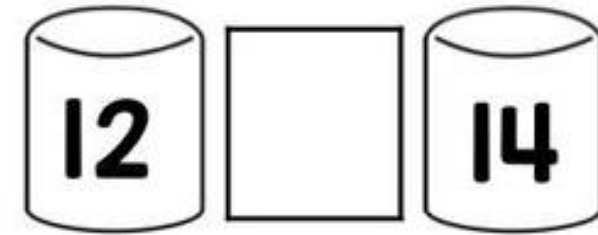
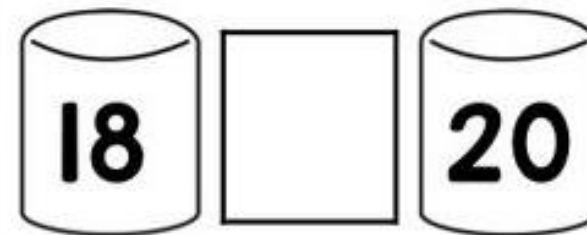
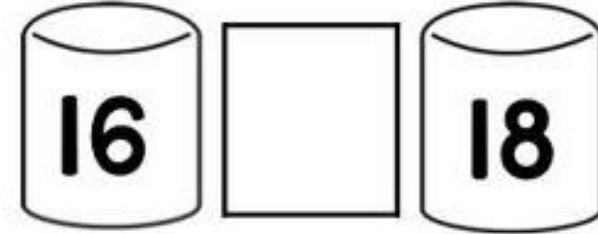
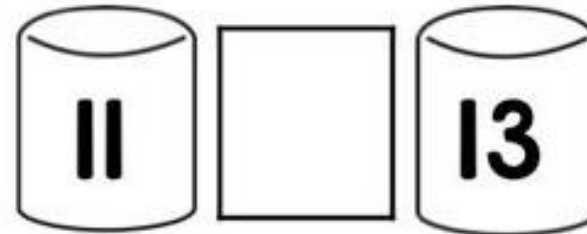
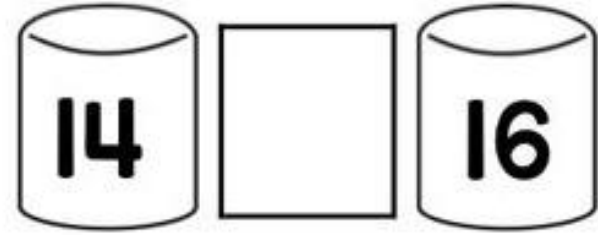
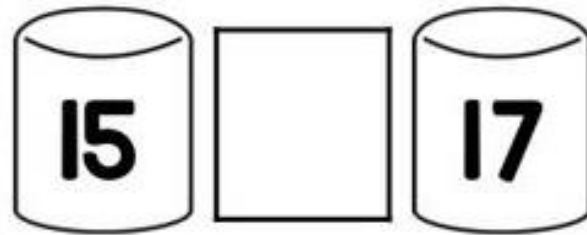
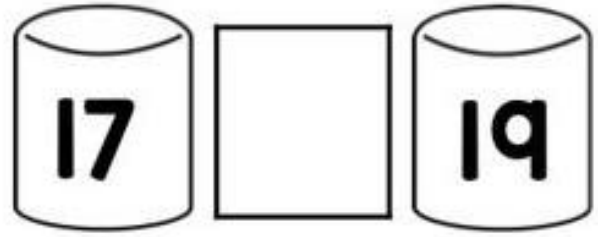
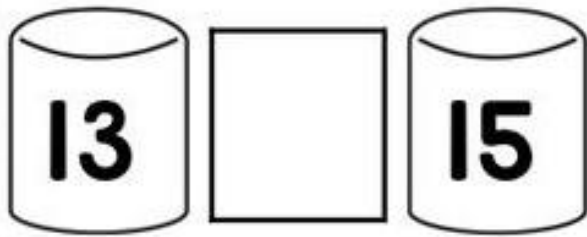
União Europeia
Fundo Europeu de Desenvolvimento Regional

Nome: _____

1. Para cada situação, complete os quadrados em branco com os números vizinhos.


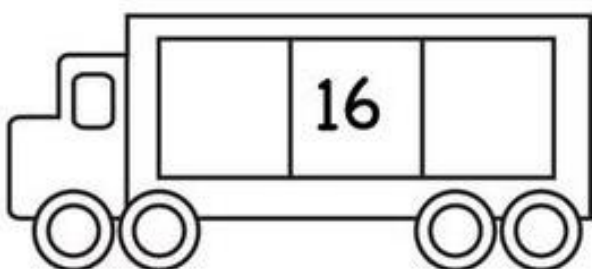





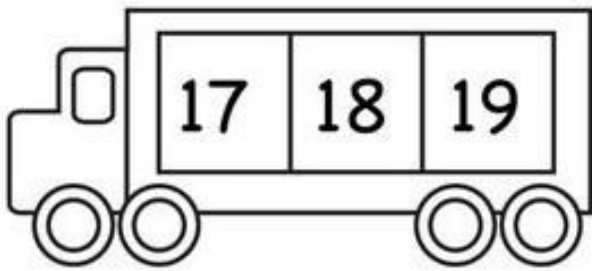
| | | | | | |
|--|----|----|--|----|----|
| | 1 | | | 2 | |
| | | 3 | | | 4 |
| | 5 | | | 6 | |
| | | 7 | | | 8 |
| | 9 | | | 10 | |
| | | 11 | | | 12 |
| | 13 | | | 14 | |
| | | 15 | | | 16 |
| | 17 | | | 18 | |
| | | 19 | | | 20 |

2. Complete os quadrados em branco com os números dos quadrados que se encontram no fim da página









| | | | |
|----|----|----|----|
| 12 | 13 | 14 | 15 |
| 16 | 17 | 18 | 19 |

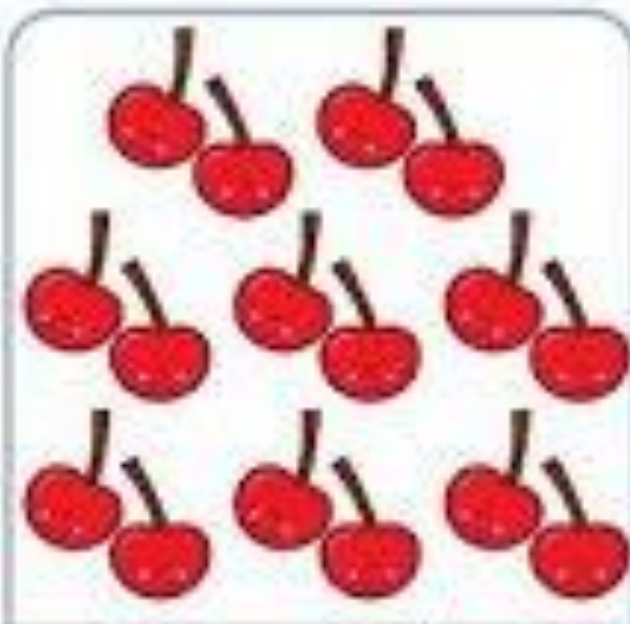
3. Para cada situação, complete os quadrados em branco com o número anterior e com o número seguinte.



4. Para cada situação, faça um círculo no número correspondente à quantidade de cubos transportados.

| | |
|---|--|
|  |  |
| 2 6 4 5 | 4 1 5 6 |
|  |  |
| 8 6 7 5 | 4 7 8 6 |
|  |  |
| 9 10 8 7 | 8 6 10 7 |

5. Faça um círculo no número correspondente à quantidade de elementos em cada figura.



16

18


20



13

14


15



13

12

14



15

14

16

6. Escreva os números em falta em cada quadrado para completar a sequência.

| | | | | | | | |
|----|--|----|---|----|----|--|----|
| 1 | | 3 | 4 | | | | |
| | | | | | | | |
| 15 | | 13 | | | 10 | | 8 |
| | | | | | | | |
| | | 19 | | 21 | | | 24 |
| | | | | | | | 25 |
| | | | | | | | |
| | | | | | | | |
| | | | | | | | |
| | | | | | | | |
| | | | | | | | |